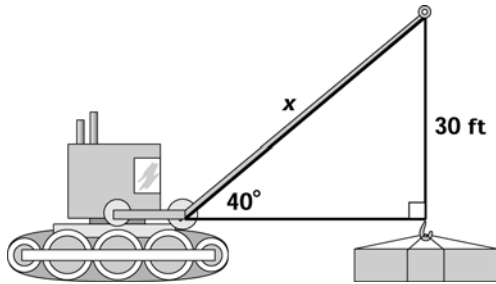


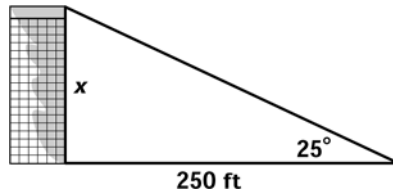
Lesson 5 Worksheet 3 Solving Application Problems, Part I

Solve for x in each triangle below. Use what you learned in lesson 3 and 4 to first identify the ratio, then write the equation, and then solve the equation. Make sure your calculator is in degree mode. Round your answers to 2 decimal places.

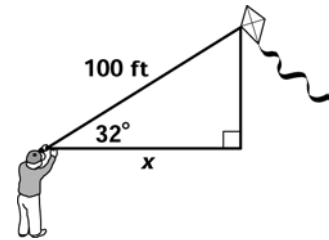
1.



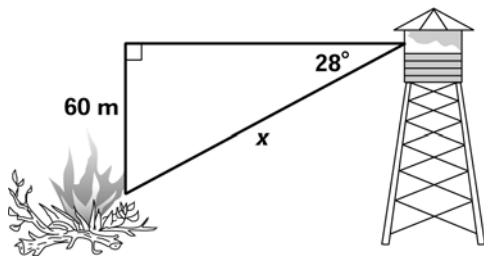
2.



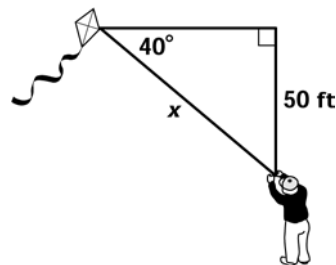
3.



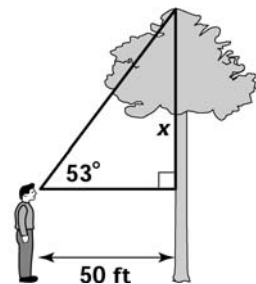
4.



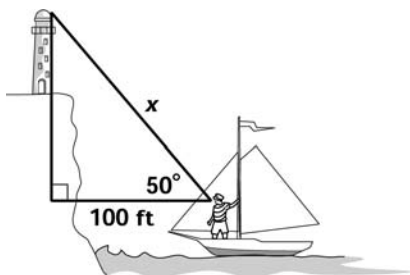
5.



6.



7.



8.

